

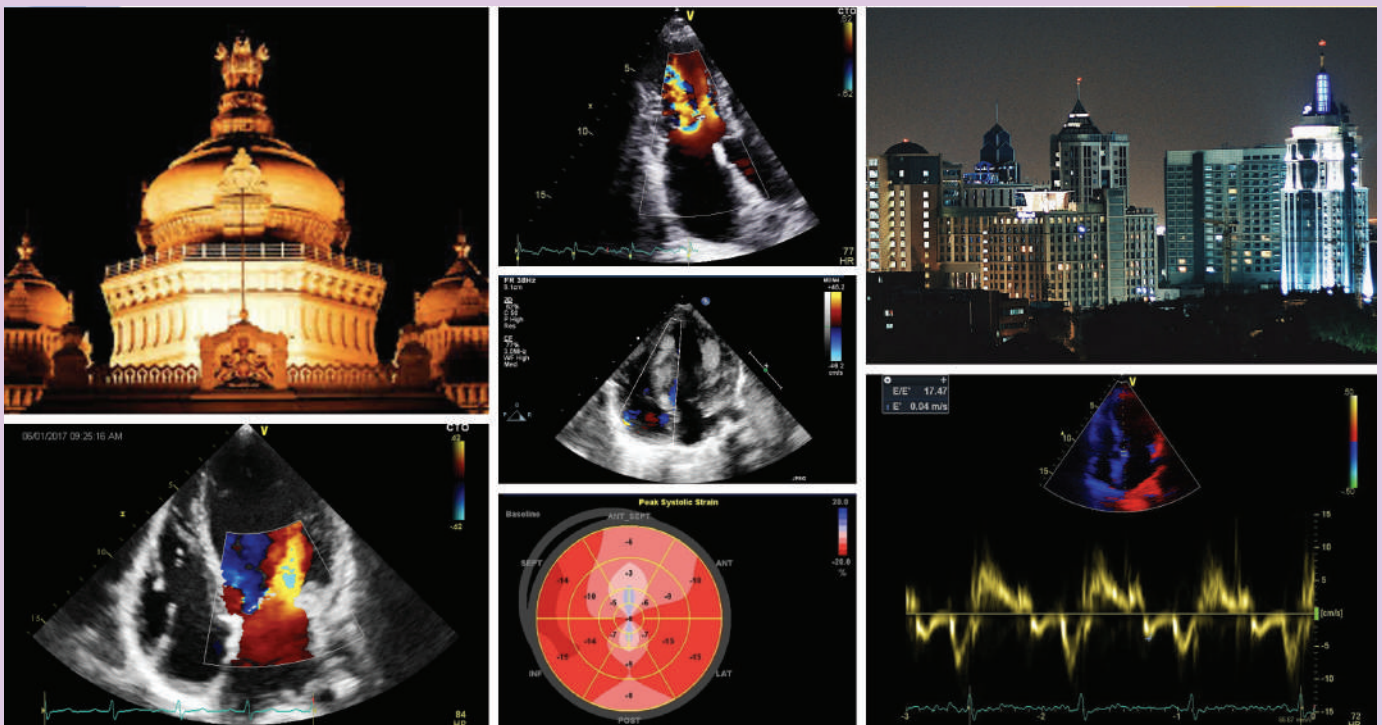
ECHOINDIA



ECHOINDIA 2021

26th Annual National Conference
Indian Academy of Echocardiography

29-31 October 2021 | Webicon - Bengaluru



Cardiovascular imaging - A digital experience

SCIENTIFIC PROGRAM



Indian Academy of
ECHOCARDIOGRAPHY

www.echoindia2021webicon.com



Leaders in CV Protection

Making India
HeartSTRONG!

Rosuvastatin 

Rozavel

 **Aztor**

Storvas

DEFINITY®

VIAL FOR (Perflutren Lipid Microsphere)
INJECTABLE SUSPENSION

without imaging agent

with DEFINITY®

Is the
contrast
clear?



Imported & Distributed in India by:

J. B. CHEMICALS & PHARMACEUTICALS LIMITED

Cnergy IT Park, Unit A2, 3rd Floor, Unit A, 8th Floor, Appa Saheb Marathe Marg, Prabhadevi,
Mumbai - 400 025. Phone: +91 22 2439 5200 / 2439 5500. Website: www.jbcpl.com



Lantheus
Medical Imaging™

TABLE OF CONTENTS

PROGRAM INFORMATION

Welcome Message	5 - 6
Organizing Committee	7
International Faculty	8
National Faculty	9 - 10
Case Presenters (Doctors)	11
Case Presenters (Sonographers)	12

FRIDAY, 29TH OCTOBER (DAY 1)

Schedule at a Glance	13
Detailed Schedule	14 - 17

SATURDAY, 30TH OCTOBER (DAY 2)

Schedule at a Glance	18
Detailed Schedule	19 - 25

SUNDAY, 31ST OCTOBER (DAY 3)

Schedule at a Glance	26
Detailed Schedule	27 - 30

SPECIAL LECTURES 31

INDUSTRY PARTNERS 32

INDIAN ACADEMY OF ECHOCARDIOGRAPHY

About IAE	33
Local Chapters	34 - 35
IAE EC	36
Journal of IAE	37
IAE Book	38

COLLABORATING PARTNERS 39

MESSAGE FROM THE PRESIDENT



DR K RAGHU

Dear Delegate

It gives me great pleasure to welcome you to the 26th Annual Conference of the Indian Academy of Echocardiography. As you are aware, we had a Virtual Conference in 2020 given the circumstances created by the pandemic. It was at that time a first for IAE. The conference was a huge success with more than a thousand registered delegates and nearly 100 faculties participating over two days.

This year too, unfortunately, due to the advent of the 2nd wave of the Covid pandemic a decision was made to continue with the virtual conferencing. Having learnt from our previous effort, Dr Satish Govind and his team from Bengaluru are organizing the 2021 event on a larger scale. The conference will be spread over three days with a Pre Conference Workshop.

The Scientific Committee under the stewardship of Dr Chandrashekar Ponde who is the President-Elect and Scientific Chairman for 2021, has drawn up an exciting fare of topics and speakers. The faculty list includes a number of well known international speakers. I'm sure you will be fully sated in your thirst for knowledge in the fields of echocardiography and cardiac imaging.

I Wish Dr Satish Govind and Dr CK. Ponde all success in their endeavor to make this conference a huge success.

Dr K Raghu

MESSAGE FROM THE SCIENTIFIC CHAIR & PRESIDENT-ELECT**DR C K PONDE**

Dear Delegate

Echocardiography is the most versatile and sought after imaging technique in the field of cardiology. It has made tremendous strides in the last three decades and has virtually become an audiovisual stethoscope for the cardiologist. IAE was founded in December 1994 and has an extensive educational history backed by high academic level of its members. It is with great pride and responsibility that I assume the position of President Elect and in turn the Scientific Chair of the Annual Conference of Indian Academy of Echocardiography this year, EchoIndia 2021-Webicon. I have been given this position as an opportunity, responsibility and challenge. The scientific programme has been designed to cover all the important topics, technical advances and also a glimpse into the future in this immensely wonderful and evolving field of Echocardiography. I know all of you have passion for this field and therefore all the case studies submitted by residents, consultants and even sonographers have been accepted for presentation in this conference. A galaxy of International faculty is on board who will deliver brilliant lectures on diversified topics. I am sure you will thoroughly enjoy this academic feast .

I thank all the senior members of Indian Academy of Echocardiography and particularly Dr. Parashar for helping me to design this scientific programme. Our Vice President and Organizing Chairperson Dr. Satish Govind along with the Organizing Secretary Dr. Sunil Bohra have done a wonderful and astute job and will give us an excellent audiovisual experience. I thank all the members of the executive committee to help me, support me and lead me. Finally I must say that EchoIndia is all about education, inspiration and promotion of young Echocardiographers in India and neighboring countries.

My dear friends please feel at home in EchoIndia 2021 - Webicon which I consider is your own programme after all.

Dr C K Ponde

Patrons



Dr. C N Manjunath




Dr. Devi Prasad Shetty

Co-Patron



Dr. S. T Yavagal

Conference President



Dr B. Ramesh

Conference Vice President



Dr. Prabhavathi

Organizing Chairperson



Dr. Satish Govind

Treasurer



Dr. G. G Shetty

Organizing Secretary



Dr. Sunil Bohra

Members



Dr. Manjunath



Dr. Maitri Choudhari



Dr. Sarthak Sahoo



Dr Navin Nanda
USA




Dr Alan Fraser
UK



Dr Allan Klein
USA



Dr Bernard Cosyns
Belgium



Dr Erwan Donal
France



Dr Roxy Senior
UK



Dr. Sunil Mankad
USA



Dr Thomas Binder
Austria



Dr Vera Rigolin
USA



Dr Y Chandrashekhar
USA

Nilufar Fatema
Bangladesh

Shahbaz Qureshi
Pakistan

Ajit Thachil, Kochi

Alpa Bharati, Mumbai

Aniruddha De, Kolkata

Ashok Garg, Jaipur

Ashok K Omar, Delhi

Atul Karande, Indore

B. Ramesh, Bengaluru

Balvir Kalra, Gurugram

Bhavin Jhankaria, Mumbai

Bishwaranjan Mishra, Cuttack

C K Ponde, Mumbai

C Rajiv, Kochi

C.V. Vanjani, Mumbai

Chandramukhi Sunehra, Hyderabad

Darshan Jhala, Mumbai

Digambar Naik, Goa

Dipankar Dutta, Kolkata

G N Mahapatra, Mumbai

G Vijayraghavan, Thiruvananthapuram

George Koshy, Thiruvananthapuram

GG Shetty, Bengaluru

H K Chopra, Delhi

Hansa Gupta, Gurugram

Hardeep Kaur Grewal, Gurugram

Harin Vyas, Mumbai

I B Vijayalakshmi, Bengaluru

J C Mohan, Delhi

JayranganathM, Bengaluru

Johaam Christopher, Hyderabad

K K Kapur, Delhi

K M Krishnamoorthy, Thiruvananthapuram

Prabhavathi, Bengaluru

K Raghu, Hyderabad

K Sivakumar, Chennai

Lipika Parulekar, Mumbai

Mahantesh C, Bengaluru

Mahesh Kappanayil, Kochi

Maitri Choudhary, Bengaluru

Manish Bansal, Gurugram

Maulik Parekh, Mumbai

Mona Bhatia, Delhi

Milind Phadke, Mumbai

Munesh Tomar, Gurugram

Manivasagam R, Trichy

Nitin Burkule, Mumbai

P Krishnam Raju, Hyderabad

Prashant Bobhate, Mumbai

P V Suresh, Bengaluru

Prabhatkumar Pandey, Durg

Prayaag Kini, Bengaluru

Priya Chudgar, Mumbai

R Alagesan, Chennai

R J Manjuran, Kochi

R R Kasliwal, Gurugram

R. G. Goyal, Mumbai

Rachel Daniel, Kollam

Rahul Mehrotra, Delhi

Rajat Mohan, Delhi

Rajesh Shah, Auranagbad

Rakesh Gupta, Delhi

Rekha Mishra, New Delhi

Rishikesh Shah, Mumbai

Reeta Varyani, Bengaluru

Robin Pinto, Mumbai

Rohit Tandon, Ludhiana

S K Kaushik, Udaipur

S R Veeramani, Madurai

S Ramkrishnan, New Delhi

S Shanmugasundaram, Chennai

S.T. Yavagal, Bengaluru

Sameer Shrivastava, Delhi

Sanjay Mittal, Delhi

Satish Govind, Bengaluru

Satish Parashar, Delhi

Shantanu Sengupta, Nagpur

Shekhar Ambardekar, Mumbai

Shishu Shankar Mishra, Cuttack

Shrinivas Gadinglajkar, Thiruvananthapuram

Simmi Manocha, Delhi

Smita Mishra, Delhi

Snehal Kulkarni, Mumbai

Soumitra Kumar, Kolkata

Sunil Bohra, Bengaluru

U P Singh, Chandigarh

V Amuthan, Madurai

Venkatesh T K, Bengaluru

Vinayak Agrawal, Gurugram

Vivek Tandon, Delhi

Anusha Kattula, Bengaluru

Arun B S, Bengaluru

Arunkumar Azhaganathan, Puducherry

Ashok Thaned, Chennai

Balamurugan Thangarasu, Kozhikode

Bency Baby, Thiruvananthapuram

Billa Shiny, Bengaluru

Chinmay Parale, Puducherry

Darshan Patil, Bengaluru

Deepanjan Bhattacharya, Thiruvananthapuram

Disha R Shetty, Bengaluru

Esther Beulah

Gopidi Aparanji, Bengaluru

Gousia Mukhtar, Thiruvananthapuram

Greeshma S, Thiruvananthapuram

Jaydeep Dasgupta, Bhubhaneshwar

Jegan Sivalingam, Madurai

Kapil Dev Mohindra, Noida

Krishna Marupudi, Bengaluru

Lakshmi Navya Cheekatla, Bengaluru

M Sudhakar Rao, Manipal

Mahad Khan, Udupi

Manidipa Majumdar, Bengaluru

Mansi Kaushik, Gurugram

Mathew Job Vachaparampil, Calicut

Monika Jawanjal, Manipal

Muhammad Ameen, Kozhikode

Narendra Bidarkar, Navi Mumabi

Nilesh M Banthia, Navi Mumbai

Rajendra Prasad, Bengaluru

Ramanathan Velayutham, Puducherry

Sathwik Raj, Bengaluru

Sakthivel Selvaraj, Vellore

Sandhya Sekar, Vellore

Sfurti Jadhav, Bengaluru

Shambhavi K R, Bengaluru

Shatabdi Giri, Mumbai

Shruthi S, Bengaluru

Shruti Kolli, Bengaluru

Sreejith P S, Chennai

Suraj Kumar Kulkarni, Bengaluru

Surendhar Gunasekaran, Bengaluru

Vinod Vijan, Nashik

R V A Ananth, Ghaziabad

Deepan R G, Madurai

M Sabarish, Madurai

M Ilamaran, Madurai

Akshata Hosur, Bengaluru

Annie Christy, Tamil Nadu

Dhanalakshmi Hari, Manipal

Govind Raju, Bengaluru

Hazel Mathias, Manipal

Keerthana Kurinji Selvan, Tamil Nadu

Maria vimala, Bengaluru

Marin Sunny, Ernakulam

Monika Hemanth, Tamil Nadu

Prashanth Gunasekar, Chennai

Reshma B R, Pathanamthitta

Revathi A, Tamil Nadu

Rupali Shah, Mumbai

Sandhiya Nagarajan, Tamil Nadu

Sushitha Shetty, Manipal

Vidhya Surendranathan, Tamil Nadu

FRIDAY, 29TH OCTOBER (DAY 1)

Time	Session	Hall
12:00 - 02:00 PM	Pre-Conference Workshop	Hall A
02.05 - 02.20 PM	Inauguration	Hall A
02.25 - 03.10 PM	Heart Failure	Hall A
02.25 - 03.10 PM	Ischemic Heart Disease	Hall B
03.15 - 04.15 PM	Interesting Case Presentations	Hall A
04.20 - 05.20 PM	Complex Issues in Valvular Heart Disease	Hall A
04.20 - 05.20 PM	Mixed Bag	Hall B
05.25 - 06.25 PM	Back to Basics	Hall A
05.25 - 06.25 PM	Cases Exotica by Indian Masters	Hall B
06.30 PM - 07.10 PM	PLENARY SESSION: Annual IAE Lecture Bijoy Khandheria Presidential Oration	Hall A
07.15 - 08.15 PM	East Meets the West	Hall A
08.20 - 09.20 PM	The Fantastic Four	Hall A

Hall A**12:00 - 02:00 PM****Pre-Conference Workshop****Chairpersons:***R J Manjuran, R R Kasliwal, V Amuthan*

Each presentation - 10 mins | Discussion - 2 mins

Common artifacts on 2D Echo - How to identify and how to avoid
Rahul Mehrotra**How to calculate accurate PA pressure: In presence of TR and PR and in their absence**
Milind Phadke**Systematic assessment of RV function by 2D Echo**
Prabhavathi**Estimation of RA pressure: Methodology and limitations**
Shekhar Ambardekar**Approach to prosthetic valve evaluation**
Rishikesh Shah**Quick LV diastolic function assessment in 2021**
R Alagesan**How to estimate LV global strain, ensure quality and interpretation**
Rakesh Gupta**Evaluation of LV and RV function by 3D Echo - basics and utility in day-to-day practice**
Vinayak Agrawal**Tips and tricks in quantification of organic MR**
Sameer Shrivastava**Low flow low gradient AS with reduced LV ejection fraction**
Ashok Garg**Hall A****02.05 - 02.20 PM****Inauguration****Welcome**

K Raghu, C K Ponde, Satish Govind

Lamp lighting

S K Parashar, K Raghu

National anthem**Hall A****02.25 - 03.10 PM****HFrEF****Chairpersons :***R Alagesan, Prabhat K Pandey*

Each presentation - 10 mins | Discussion - 2 mins

Role of Echo in assessment of prognosis in HFrEF
R.R Kasliwal**Role of CMRI in determining etiology and prognosis in HFrEF**
Alpa Bharati**Stable HFrEF (Panel Discussion - 20 mins)**
Cardio : Mangesh Balakrishnan
CP: Aditya Chowti
Endo: Aparnadev Bhattacharya
Moderator: S S Ramesh**Hall B****02.25 - 03.10 PM****IHD****Chairpersons:***S T Yavagal, Atul Karande*

Each presentation - 13 mins | Discussion - 2 mins

Methods to improve detection of RWMA
Robin Pinto

Prognostic value of Echo Doppler findings early after acute MI
R J Manjuran

RV infarction, making the diagnosis
Shishu Shankar Mishra

Hall A

03.15 - 04.15 PM

Interesting Case Presentations

Chairpersons:

Satish Govind, Vinayak Agrawal

Each presentation - 6 mins | Discussion - 2 mins

Hypereosinophilic syndrome
Balamurugan T

Role of myocardial contrast echo in septal ablation
Arun B S

Light at the end of the tunnel !!
Prayaag Kini

Isolated tricuspid stenosis
Sreejith P S

Post myocardial infarction unruptured pseudoaneurysm
Shruti Kolli

An extremely rare congenital anomaly in an infant
Billa Shiny

Unusual case of aortic regurgitation in a young girl
Deepanjan Bhattacharya

Hall B

03.15 - 04.15 PM

Interesting Case Presentations

Chairpersons:

S K Parashar, Shantanu Sengupta

Each presentation - 6 mins | Discussion - 2 mins

What's there in the name!!
Mahad Khan

A rare case of supramitral ring
Darshan Patil

Mystery behind continuous murmur in a young girl
Shambhavi K R

Biatrial enlargement? Atrial cardiomyopathy
Nilesh Banthia

Interesting case of mitral annular disjunction
Vivek Tandon

Adult TAPVC
Rajendra Prasad

Floppy tricuspid valve
Surendhar Gunasekaran

Hall A

04.20 - 05.20 PM

Complex Issues in Valvular Heart Disease

Chairpersons:

G Vijayaraghavan, Rahul Mehrotra

Each presentation - 13 mins | Discussion - 2 mins

Gradient vs valve area mismatch in MS - How to resolve
Vinayak Agrawal

Exercise echo in chronic severe AR and chronic severe MR

Hardeep Kaur Grewal

Paradoxical low flow low gradient AS with normal LVEF

Sameer Shrivastava

Strain in valvular disease, when to use
Manish Bansal

Hall B

04.20 - 05.20 PM

Mixed Bag

Chairpersons:

C Rajiv, Shekhar Ambardekar

Each presentation - 13 mins | Discussion - 2 mins

Adoption of 4DTTE in everyday clinical practice

Luigi Badano

NOACs in non valvular AF - similar yet different

Chetan P Shah

Transthoracic Echo like you have never seen before

Roberto Lang

Echo and hypertension

Praveen Chandra

Hall A

05.25 - 06.25 PM

Back to Basics

Chairpersons:

Balvir Kalra, Vivek Tandon, Digambar Naik

Each presentation - 13 mins | Discussion - 2 mins

Simple day to day evaluation of LV systolic function

U P Singh

How to assess aortic valve area

Rachel Daniel

Wall motion abnormalities & coronary involvement : Is it ischemic or non-ischemic RWMA ? Read with me

Prayaag Kini

Echocardiographic right heart catheterization

Rajesh Shah

Hall B

05.25 - 06.25 PM

Cases Exotica by Indian Masters

Chairpersons:

K. Raghu , C V Vanjani, Hansa Gupta

Each presentation - 6 mins | Discussion - 2 mins

Shantanu Sengupta

Hardeep Kaur Grewal

Rakesh Gupta

Rohit Tandon

Rekha Mishra

Smita Mishra

Simmi Manocha

Hall A**06.30 - 07.10 PM****PLENARY SESSION****Chairpersons:***P Krishnam Raju, H K Chopra*

Each presentation - 20 mins

Annual IAE Lecture : Echocardiography research and publications in India: Obstacles, solutions and the way forward

Manish Bansal

Bijoy Khandheria Presidential Oration

Cardiac Sarcoidosis - Correlation of Echocardiographic and MRI features: Our experience
K Raghu

Hall A**07.15 - 08.15 PM****East Meets the West****Chairpersons:***R Alagesan, Sameer Shrivastava, Satish Govind, B Ramesh*

Each presentation - 13 mins | Discussion - 2 mins

Stress echocardiography in the era of CCTA for the detection of CAD: Does it have a role?

Roxy Senior (UK)

Venous contrast Echo in clinical practice: Case based presentation

S Ramakrishnan

Echocardiographic incidentalomas

Alan Fraser (UK)

Echocardiography in emergencies faced in clinical practice

S K Parashar

Hall A**08.20 - 09.20 PM****The Fantastic Four****Chairperson:***G Vijayaraghavan, R J Manjuran, Ashok Garg*

Each presentation - 13 mins | Discussion - 2 mins

Intra-op TEE - Cases where 3D TEE made a difference

Shrinivas Gadhinglajkar

3D Echo in everyday practice - Does it fit in?

V Amuthan

2021 Valvular heart disease guidelines: What is the message for the echocardiographer for mitral and aortic valve disease?

J C Mohan

Simulation Echo for education - The substance and the substrate

Nitin Burkule

SATURDAY, 30TH OCTOBER (DAY 2)

Time	Session	Hall
11.00 - 12.25 PM	The "X" Files in EchoLab	Hall A
11.00 - 12.25 PM	Unforgettable Cases in EchoLab	Hall B
11.00 - 12.25 PM	Exotic Cases From the Natesa G Pandian Session	Hall C
11.00 - 12.25 PM	Rare Pearls in Echo	Hall D
12.30 -12.55 PM	PLENARY SESSION - Young Investigator Award	Hall A
01:00 - 01.55 PM	Mixed Bag	Hall A
02.00 - 03.00 PM	Case Presentations	Hall A
02.00 - 03.00 PM	Case Presentations for Sonographers	Hall B
03.05 - 04.05 PM	Symposium: Myocardial Strain	Hall A
03.05 - 04.05 PM	Symposium: Back to Basics	Hall B
04.10 - 05.20 PM	Complex Issues in Valvular Heart disease	Hall A
04.10 - 05.20 PM	Complex Issues in PH	Hall B
05.25 - 06.25 PM	Mixed Bag	Hall A
05.25 - 06.25 PM	Congenital Heart Disease	Hall B
06.30 - 6.50 PM	PLENARY SESSION: Navin C Nanda Oration	Hall A
06.55 - 08.25 PM	Hear the International Masters from USA	Hall A
08.30 - 09.30PM	Symposium: Less Commonly Seen Cardiomyopathies	Hall A
08.30 - 09.30PM	Symposium: Myocardial Viability	Hall B

Hall A**11.00 - 12.25 PM****The X files in EchoLab**

Each presentation - 6 mins | Discussion - 2 mins

Chairpersons:**Venkatesh TK, V Amuthan, U P Singh****Ventricular septal rupture with TR: rare manifestation of blunt chest trauma**

Sathwik Raj

Giant left atrial appendage aneurysm

Kapil Dev Mohindra

Atrial septal defect - a deviant!!!

Shruthi S

It's no Broadway !!!

Sfurti Jadhav

Multiple giant coronary aneurysms in a tiny cherub

Mathew Job

Stress Echo with contrast & stress GLS

Vinod Vijan

When separation crosses the limits

Muhammad Ameen

Paravalvular leak, aortic pseudoaneurysm & IE : a menacing alliance

Manidipa Mujumdar

A rare case of giant unruptured sinus of valsalva aneurysm

Biswaranjan Mishra

Intramyocardial dissection with ventricular septal rupture

Ashok Thaned

Hall B**11.00 - 12.25 PM****Unforgettable Cases in EchoLab - Sonographers Session**

Each presentation - 6 mins | Discussion - 2 mins

Chairpersons:**Mahantesh C, Rekha Mishra, Aniruddha De****Thick walls, thick valves**

Vidhya S

Apical rocking

Marin Sunny

Neonatal aortic arch thrombosis

Hazel Mathias

Mitral valve aneurysm with rupture

Maria Vimala

Adult AP window with Ortner's Syndrome

Sushitha Shetty

Adult TOF with absent pulmonary valve

Keerthana K Selvan

A case of VSD with IE

Akshata Hosur

A large RA mass protruding into RV

Govind Raju C

Missed coarctation of aorta

Sandhiya Nagarajan

Hall C**11.00 - 12.25 PM****Exotic Cases from the Natesa G Pandian Session**

Each presentation - 6 mins | Discussion - 2 mins

Chairpersons:**RR Kasliwal, G Vijayaraghavan****A case report of left ventricular submitral aneurysm**

Sfurti Jadhav

A case of rapid palpitations with striking septal echogenicity

Neeta Bachani

“Of apples and cherries” – How strain imaging diagnosed a hematological malignancy

Ramanathan Velayutham

Congenital aorto-cameral fistula presenting in sixth decade

Monika Jawanjal

Left ventricular outflow tract tumor - A case report

Bency Baby

An unusual cause of frog sign

Jegan Sivlingam

A case of giant left ventricular pseudoaneurysm

Shambhavi K R

Left ventricular noncompaction with hypertrophic cardiomyopathy, a mutually beneficial combination??

Greeshma S

Double trouble for mitral valve

Gopidi Aparanji

Dumb-bell In the heart

Lakshmi Navya Cheekatla

Hall D**11.00 - 12.25 PM****Rare Pearls in Echo**

Each presentation - 6 mins | Discussion - 2 mins

Chairpersons:**C K Ponde, Shantanu Sengupta, Atul Karande****Large LV Clot in a young asymptomatic male**

Disha Shetty

Pandoras Box - Role of multimodality Imaging

Narendra Bidarkar

A case of mitral atresia

Deepan R G

A case of coronary cameral fistula

M Sabarish

A case of truncus arteriosus with TAPVC

M Ilamaran

Cardiac masses are rare in neonates

Gousia Mukhtar

Hall A**12.30 - 12.55 PM****PLENARY SESSION -
Young Investigator Award****Judges :***Nitin Burkule, Satish Govind,
S Ramakrishnan*

Each presentation - 10 mins | Discussion - 2 mins

The correlation of functional Echo parameters of right ventricle and right atrium with biochemical and invasive hemodynamic parameters and utility of speckle tracking imaging to predict short and mid-term outcomes after reverse Potts shunt in patients with idiopathic pulmonary arterial hypertension

Shatabdi Giri

Correlation of ECG QRS voltage and regional myocardial strain among patients with hypertrophic cardiomyopathy

M Sudhakar Rao

Hall A**01.00 - 01.55 PM****MIXED BAG**

Each presentation - 20 mins | Discussion - 5 mins

NVAF/SPAF on latest data - Optimizing anticoagulation choice for high risk AF patients with co-morbidities

V S Prakash

Reversing adverse cardiac remodeling in ADHF

Cardio : Gopi A

Nephro : Rohan Augustine

CVTS : Ashwini Kumar Pasarad

Moderator : B K Mahala

Hall A

02.00 - 03.00 PM

Case Presentations**Chairpersons:***C Rajive, George Koshy*

Each presentation - 6 mins | Discussion - 2 mins

Double trouble - A case of ventricular septal aneurysm with rupture

Arunkumar Azhaganathan

Three chambered heart - Rare entity

Ashok Garg

Device closure of mitral paravalvular leak with a transapical approach

Anusha Katula

Exotic congenital entity - Echo a game changer!!

Prayaag Kini

High BP with flow reversal steals the show

Esther Beulah

Diffuse large B cell lymphoma presenting as near total occlusion of MPA

Jaydeep Dasgupta

RSOV into LVOT

Suraj Kumar Kulkarni

Hall B

02.00 - 03.00 PM

Case Presentations for Sonographers**Chairpersons:***S R Veeramani, Maitri Choudhari*

Each presentation - 6 mins | Discussion - 2 mins

Is it a mass or intracardiac tumour

Prashanth Gunasekar

Snakes in the heart

Revathi A

Transthoracic Echo guided percutaneous closure of PDA

Reshma B R

Right parasternal window

Monika Hemanth

Cyanotic complex CHD with maternal varicella

Dhanlakshmi Hari

Look at the RV apex

Annie Christy

Unguarded Vault

Rupali Shah

Hall A

03.05 - 04.05 PM

Symposium: Myocardial Strain**Chairpersons:***K K Kapur, Aniruddha De, Shantanu Sengupta*

Each presentation - 13 mins | Discussion - 2 mins

LV global strain : Is it a new ejection fraction

George Koshy

Important clinical scenarios where strain offers incremental diagnostic and prognostic information

G Vijayaraghavan

Right ventricular strain : How to acquire and its clinical value

Rahul Mehrotra

Use of LV strain in oncology

C Rajeev

Hall B

03.05 - 04.05 PM

Symposium: Back to basics

Chairpersons:

Shekhar Ambardekar, K Prabhavathi, G G Shetty

Each presentation - 13 mins | Discussion - 2 mins

How to do a quick diagnostic echo in a patient with sudden hypotension?

Thomas Binder

How to calculate LA / RA dimensions, 2D & 3D volumes & it's importance?

Rohit Tandon

Imaging & analysis of pulmonary vein, hepatic vein and IVC

S R Veeramani

Essentials of echo in PDA & coarctation of aorta

Maitri Choudhari

Hall A

04.10 - 05.20 PM

Complex Issues in Valvular Heart disease

Chairpersons:

H K Chopra, Rakesh Gupta, B Mishra

Each presentation - 12 mins | Discussion - 2 mins

What parameters one must report in echocardiogram of valvular heart disease and why ?

Prabhavathi

Assessment of LV systolic function in chronic MR and chronic AR

Reeta Varyani

Patient prosthesis mismatch, how to diagnose and how to treat?

Aniruddha De

Echo in acute MR : how to avoid the blind spot

R Alagesan

3D evaluation of valve areas and vena contracta

K K Kapur

Hall B

04.10 - 05.20 PM

Complex Issues in PH

Chairpersons:

Dipankar Dutta, Prashant Bobhate, Hansa Gupta

Each presentation - 12 mins | Discussion - 2 mins

Fallacies in assessment of PA pressures by TR and PR jet and assessment of RA pressure by IVC

U P Singh

How to differentiate pre- capillary and post-capillary PH by echo & its therapeutic significance

C K Ponde

Role of exercise echo in a symptomatic patient with normal PA pressure at rest

Sanjay Mittal

Pillars in assessment of prognosis in Group 1 PH by echocardiography

Harin Vyas

Role of CMR in PH

Johann Christopher

Hall A

05.25 - 06.25 PM

Mixed Bag

Chairpersons:

Soumitra Kumar, P Krishnam Raju

Each presentation - 13 mins | Discussion - 2 mins

Cardiac MRI in VHD - When

Mona Bhatia

Cardiac MRI - A non-invasive histopathologist (Case studies)

Priya Chudgar

Echo & NOAC navigation in AF : Where are we today

H K Chopra

3D RVEF ready for prime time?

V Amuthan

Hall B

05.25 - 06.25 PM

Congenital Heart Disease

Chairpersons:

Ashok Garg, K M Krishnamoorthy, Smita Mishra

Each presentation - 13 mins | Discussion - 2 mins

Echo evaluation in ASD and VSD for trans-catheter closure

Snehal Kulkarni

Diastolic flow reversal in descending aorta

Munesh Tomar

Echo evaluation of a case of TOF, what all one should see and report

I B Vijayalakshmi

Role of echo in pulmonary hypertension in neonates and infants - Case studies

Jayranganath M

Hall A

06.30 - 06.50 PM

PLENARY SESSION:

Navin C Nanda Oration

Chairpersons:

H K Chopra, R Alagesan

AV sclerosis to pulmonary regurgitation : should we bother

Thomas Binder

Hall A**06.55 - 08.25 PM****Hear the International Masters from USA****Chairpersons:***S K Parashar, Soumitra Kumar, C K Ponde*

Each presentation - 15 mins | Discussion - 2 mins

Tricuspid regurgitation - Current evaluation of severity and newer developments in trans-catheter interventions

Navin C Nanda

Multimodality imaging of pericardial diseases and new therapeutics

Allan Klein

Functional vs organic mitral regurgitation: Why does it matter?

Vera Rigolin

Hot new concepts in cardiac imaging for 2021-2022

Y Chandrashekhar

Perioperative TEE

Sunil Mankad

Hall A**08.30 - 09.30 PM****Symposium: Less Commonly Seen Cardiomyopathies****Chairpersons:***S K Kaushik, Shahbaz Qureshi*

Each presentation - 10 mins | Discussion - 2 mins

Arrhythmia induced cardiomyopathy

S K Parashar

LV non compaction - are we over or under diagnosing it : Current diagnostic criteria

Nitin Burkule

Stress cardiomyopathy

Ashok Omar

Is it hypertensive hypertrophic cardiomyopathy or HCM or both
S Shanmugasundaram**Hypokinetic non dilated cardiomyopathy**

Darshan Jhala

Hall B**08.30 - 09.30 PM****Symposium: Myocardial Viability****Chairpersons:***U P Singh, Nilufar Fatema*

Each presentation - 13 mins | Discussion - 2 mins

Dobutamine Echo for viability

Manish Bansal

MRI for viability

Bhavin Jankharia

PET-FDG for viability

G N Mahapatra

Myocardial contrast Echo for viability

Rishikesh Shah

SUNDAY, 31ST OCTOBER (DAY 3)

Time	Session	Hall
09.00 - 10.00 AM	Interesting Case Presentations	Hall A
10.05 - 11.05 AM	Clinico-Echo Correlation	Hall A
10.05 - 11.05 AM	Back to Basics for Sonographers	Hall B
11.10 - 12.10 PM	Heart Failure	Hall A
11.10 - 12.10 PM	3D Echo /ICE	Hall B
12.15 - 01.45 PM	PLENARY SESSION - Natesa G Pandian Case Study Competition	Hall A
01.50 - 02.10 PM	Natesa G Pandian Oration - R J Manjuran	Hall A
02.15 - 03.15 PM	Case Studies by Indian Masters	Hall A
02.15 - 03.15 PM	Newer Frontiers	Hall B
03.20 - 04.20 PM	PLENARY SESSION - Joint Session of EACVI and IAE	Hall A
04.25 - 05.25 PM	Echo Imaging Guidance for Device Therapy during the procedure	Hall A
04.25 - 05.25 PM	Duet of Echo and Multimodality Imaging	Hall B
05.45 Onwards	GENERAL BODY MEETING	Hall A

Hall A

09.00 - 10.00 AM

Interesting Case Presentations**Chairpersons:***Rajat Mohan, Sunil Bohra*

Each presentation - 7 mins | Discussion - 2 mins

Case that is difficult to forget

Sameer Shrivastava

Case that stumped me

G Vijayaraghavan

An unusual echo encounter

S Shanmugasundaram

Every high gradient does not mean stenosis

Harin Vyas

Rarest complication of IE

R Alagesan

An emergency Echo bailed me out

Prayaag Kini

Hall B

09.00 - 10.00 AM

Interesting Case Presentations**Chairpersons:***Rahul Mehrotra, Shishu Shankar Mishra*

Each presentation - 7 mins | Discussion - 2 mins

An unforgettable case of CHD

K M Krishnamoorthy

Unusual cause of Heart failure

Satish Govind

Acute severe mitral stenosis

Vivek Tandon

Bicuspid aortic valve aortopathy

Rekha Mishra

Reversible constrictive pericarditis

J C Mohan

Masqueraders of vegetations

Sanjay Mittal

Hall A

10.05 - 11.05 AM

Clinico-Echo correlation**Chairpersons:***J C Mohan, R G Goyal, Manivasagam R*

Each presentation - 10 mins | Discussion - 2 mins

45 year old man with acute chest pain and harsh systolic murmur

Aniruddha De

35 year old lady with history of syncope and dilated RV on echo

V Amuthan

62 year old man with acute haemodynamic collapse 6 hours post CABG

S. Ramakrishnan

30 year old man with history of some cardiac surgery in childhood and presenting with progressive dyspnoea for last 4 weeks

I B Vijayalakshmi

How relevant is echo in diagnosis of myocarditis

Rakesh Gupta

Hall B

10.05 - 11.05 AM

Back to Basics for Sonographers**Chairpersons:***R J Manjuran, Balvir Kalra, Robin Pinto*

Each presentation - 10 mins | Discussion - 2 mins

Effective use of knobology

Lipika Parulekar

My secrets of obtaining best 2D and Doppler images

Thomas Binder

Tips and tricks for assessing vena contracta

Neeta S Bachani

Obtaining ideal paediatric views

Smita Mishra

MPI for LV and RV - How to obtain and its clinical significance

Sunil Bohra

Hall A**11.10 - 12.10 PM****HFpEF****Chairpersons:***Shekhar Ambardekar, Rohit Tandon, C V Vanjani*

Each presentation - 13 mins | Discussion - 2 mins

Echo assessment of LV diastolic function in 2021

Rajat Mohan

Caveats in echocardiographic diagnosis of HFpEF

Darshan Jhala

Diastolic stress echo in whom & why? How to interpret?

Shantanu Sengupta

CMRI in HFpEF - indicated in all patients?

Bhavin Jankharia

Hall B**11.10 - 12.10 PM****3D Echo /ICE****Chairpersons:***Atul Karande, S T Yavagal, G G Shetty*

Each presentation - 13 mins | Discussion - 2 mins

Artifacts in 3D Echo - How to identify & avoid?

Rahul Mehrotra

Role of 3D strain in day to day practice

V Amuthan

Intracardiac Echo: State-of-Art

Ajit Thachil

3D assessment of native and prosthetic mitral valves

Satish Govind

Hall A**12.10 - 01.50 PM****PLENARY SESSION -****Natesa G Pandian Case Study Competition****Judges :***P Krishnam Raju, R. Alagesan, I.B. Vijayalakshmi*

Each presentation - 10 mins | Discussion - 2 mins

A big mad Heart

Selvaraj Sakthivel

An unexpected invader in a patient undergoing valve surgery

Mansi Kaushik

A caged heart

Chinmay Parale

Look at the lungs

Sandhya Sekar

Unusual case of left ventricular dysfunction in a child after repair of anomalous origin of left coronary artery from pulmonary artery : A rare case report

Shatabdi Giri

Late recurrence – A rare occurrence

Lakshminavya Cheekatla

A challenging case of device closure in congenital heart disease

Krishna Marupudi

A case of post Covid DCM

R V A Ananth

Hall A

01.50 - 02.10 PM

Natesa G Pandian Oration

Chairpersons:

S K Parashar, Soumitra Kumar

Cardiac POCUS in emergency room decision making

R J Manjuran

Hall A

02.15 - 03.15 PM

Case Studies by Indian Masters

Chairpersons:

R Alagesan, Vinayak Agrawal, Simmi Manocha

Each presentation – 10 mins | Discussion – 2 mins

Mysteries of pericardium

Rachel Daniel

Thyrotoxic heart

Shantanu Sengupta

Echo in cryptogenic stroke

V Chandramukhi

SLE and rheumatoid heart

K Raghu

Heart in tuberculosis

P Krishnam Raju

Hall B

02.15 - 03.15 PM

Newer Frontiers

Chairpersons:

Manish Bansal, Rahul Mehrotra, Shahbaz Qureshi

Each presentation – 13 mins | Discussion – 2 mins

3D Printing by echocardiography

Mahesh Kappanayil

Myocardial work – A leap beyond EF & GLS?

Atul Karande

Reducing diagnostic errors in Echocardiography - Time for metacognition

Alan Fraser (UK)

Ultrahigh frame rate echocardiography revolution

Y Chandrashekhar

Hall A

03.20 - 04.20 PM

PLENARY SESSION - Joint Session of EACVI and IAE

Chairpersons:

S K Parashar, C K Ponde

Each presentation – 13 mins + 2 mins

LA Strain : Ready for prime time ?

Erwan Donal

Cardiac PET-CT fusion imaging

P Krishnam Raju

Role of Echo in Covid 19

Bernard Cosyns

Echo assessment for MitraClip

Satish Govind

Hall A

04.25 - 05.25 PM

Echo Imaging Guidance for Device Therapy during the procedure

Chairpersons:

Rohit Tandon, Manish Bansal

Manivasagam R

Each presentation - 13 mins | Discussion - 2 mins

ASD closure

K Sivakumar

VSD closure

P V Suresh

TAVR

Maulik Parekh

Intra-procedural MitraClip

Nitin Burkule

Hall B

04.25 - 05.25 PM

Duet of Echo and Multimodality Imaging

Chairpersons:

K K Kapur, S Shanmugasundaram

Each presentation - 13 mins | Discussion - 2 mins

A case of restrictive cardiomyopathy

Sameer Shrivastava & Mona Bhatia

Severe aortic stenosis beyond Echo and MRI

Johann Christopher

A mystery case

Sameer Shrivastava & Mona Bhatia

Hall A & B

05.45 ONWARDS

GENERAL BODY MEETING

29th October (Hall A)**06.30 - 06.50 PM****Annual IAE Lecture**

Echocardiography research and publications in India: Obstacles, Solutions and the way forward
Manish Bansal

29th October (Hall A)**06.50 - 07.10 PM****Bijoy Khandheria
Presidential Oration**

Cardiac Sarcoidosis Correlation of Echocardiographic and MRI features: Our experience
K Raghu

30th October (Hall A)**06.30 - 06.50 PM****Navin C Nanda Oration**

AV sclerosis to pulmonary regurgitation : should we bother
Thomas Binder

31th October (Hall A)**01.50 - 02.10 PM****Natesa G Pandian Oration**

Cardiac Pocus In Emergency Room Decision Making
R J Manjuran



INDIAN ACADEMY OF ECHOCARDIOGRAPHY

Echocardiography, during 1980's and early nineties was in a developing phase in India, and only few people were actively involved in this field, though various people were showing interest in this specialty. However the general awareness was lacking.



1. In the above period, during the free paper sessions of Annual Conferences of the Cardiological Society of India (CSI) the smallest and insignificant hall was allotted for the echocardiography sessions.
2. That was the period when various young cardiologists and physicians were realizing the potential of echo and wanted training in this specialty. However there was no forum where this facility could be provided.

Realizing the above facts and to promote echocardiography in India on a scientific basis, **Dr. (Col) S.K. Parashar** felt that there was a dire necessity to form a Society dedicated to echocardiography.

When was Indian Academy of Echocardiography (IAE) formed?

In December 1994, during the Annual Conference of CSI at Chennai, 10 individuals including two interventional cardiologists had a meeting and the concept of IAE was proposed. This was accepted and it was stressed that one of the main objective of the Academy should be to have academic activities & create widespread awareness of echo. **Dr. Savitri Shrivastava** was proposed as the President and **Dr. (Col) S.K. Parashar** as the Secretary which was accepted and an executive committee was formed.

Academic Activities of IAE

In February 1995, the 1st Annual Conference of IAE was held for 1.5 days only at Hotel Le Meridien, New Delhi. This was attended by 93 delegates only. The total expense of the conference was about Rs.50,000/- while the collection was Rs.75,000/-. With the balance money left it was decided to initiate a Journal of IAE and the first issue was launched in August 1995. Three issues were published every year.

The IAE expanded further and subsequently regular annual conferences were held in Chennai, Mumbai, Pune, Udaipur, Delhi, Hyderabad, Bhubaneswar, Udaipur, Bangalore etc. though not in that sequence. In every meeting select international faculty was invited. The IAE got its International Recognition in February 2002, when for the first time, the VIth World Congress of Echocardiography & Vascular Ultrasound was organized at Delhi. 35 countries were represented with 86 international faculty / delegates attended it. The conference was a grand success. Based on this success another World Congress of Echo has been allotted to India which will be held in 2011. Various State Chapters of IAE have been formed and IAE has now become the fastest growing society with a membership close to 1,600.

Our icons in the field of echo were then involved academically in international conferences subsequently since 2008; the IAE has an academic tie up with American Society of Echocardiography & European Association of Echocardiography in the form of joint academic sessions.

Website: <https://www.iaecho.in/>

LOCAL CHAPTERS

Agra Chapter	
Current President	Dr C R Rawat cr.rawat@rediffmail.com
Current Secretary	Dr Rajkumar Gupta agramedocity360@gmail.com
Chennai Chapter	
Current President	Dr R Alagesan srikanth_alagesan@hotmail.com srikanthalagesan@gmail.com
Current Secretary	Dr G Prathapkumar prathcard@yahoo.co.in
Delhi and NCR Chapter	
Current President	Dr A K Omar omarashok@hotmail.com
Current Secretary	Dr Simmi Manocha malhotra_simmi@hotmail.com simmi.manocha@aimsindia.co.in
Contact	iaedelhiandncr@gmail.com
Website	www.iaedelhiandncr.com/
Hisar Chapter	
Current President	Dr R K Rawal apolloheartlab@yahoo.com
Current Secretary	Dr Ravindra K Gupta drrkgupta57@gmail.com
Indore Chapter	
Current President	Dr Basant Lunia drbasantlunia@rediffmail.com
Current Secretary	Dr Ashok Sethia sethiaashok@hotmail.com
Jaipur Chapter	
Current President	Dr G Devpura gdevpura@yahoo.co.in
Current Secretary	Dr Ashok Garg dr_agarg@rediffmail.com

Karnataka Chapter	
Current President	Dr B Ramesh rameshbcardio@gmail.com
Current Secretary	Dr Manjunath gmcmanju@gmail.com
Contact	office@iaekarnataka.org
Website	iaekarnataka.org
Kerala Chapter	
Current President	Dr Johny Joseph drjohnyjoseph@gmail.com
Current Secretary	Dr Cibu Mathew lizcibu@rediffmail.com
Ludhiana Chapter	
Current President	Dr S Kumbhkarni care@herodmc.com
Current Secretary	Dr Ashish Saxena drashishks@yahoo.co.in drashishks@gmail.com
Madurai Chapter	
Current President	Prof. Dr. V. Amuthan amuvee@gmail.com
Current Secretary	Dr. S.R Veeramani drveera1966@gmail.com
Mumbai Chapter	
Current President	Dr C V Vanjani chandervanjani@gmail.com
Current Secretary	Dr. Shekhar Ambardekar shekharambardekar@gmail.com
West Bengal Chapter	
Current President	Dr Dipankar Datta dr.dipankardatta@gmail.com
Current Secretary	Dr Pranita Nandy pranitanandy@gmail.com
Contact	wbae.net@gmail.com
Website	www.wbae.in

IAE EXECUTIVE COMMITTEE**Founder President**

Dr. S.K Parashar

President

Dr K Raghu

President-Elect

Dr. C.K Ponde

Vice President

Dr Satish C Govind

Hon.Gen.Secretary

Dr Rahul Mehrotra

Joint Secretary

Dr Rishikesh Shah

Treasurer

Dr Vivek Tandon

Editor-in-Chief JIAE

Dr Manish Bansal

Immediate Past President

Dr Soumitra Kumar

EC Members

Dr S Balasubramanian

Dr Prabhavathi

Dr Chandramukhi Sunehra

Dr Saji Philip

Dr B R Mishra

Dr Dipankar Datta

Dr Munesh Tomar

Dr Simmi Manocha

Dr Prabhat K Pandey

Past Presidents

Dr Savitri Shrivastava

Dr G Vijayaraghavan

Dr J C Mohan

Dr P Krishnam Raju

Dr A V Anjaneyulu

Dr Rakesh Gupta

Dr S K Kaushik

Dr R Alagesan

Dr R J Manjuran

Dr S T Yavagal

Dr R R Kasliwal

Dr Nitin Burkule

Dr V Amuthan

Dr H K Chopra

Dr S Shanmugasundaram

Dr Sameer Shrivastava



Indian Academy of
Echocardiography

JIAE

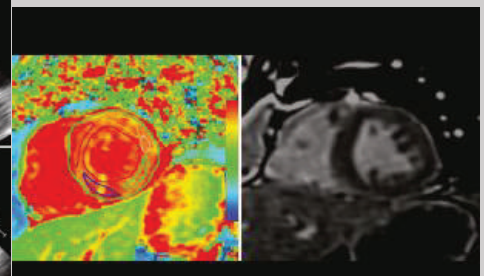
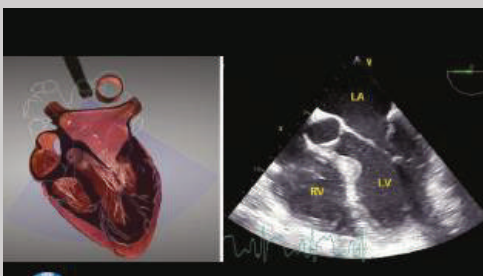
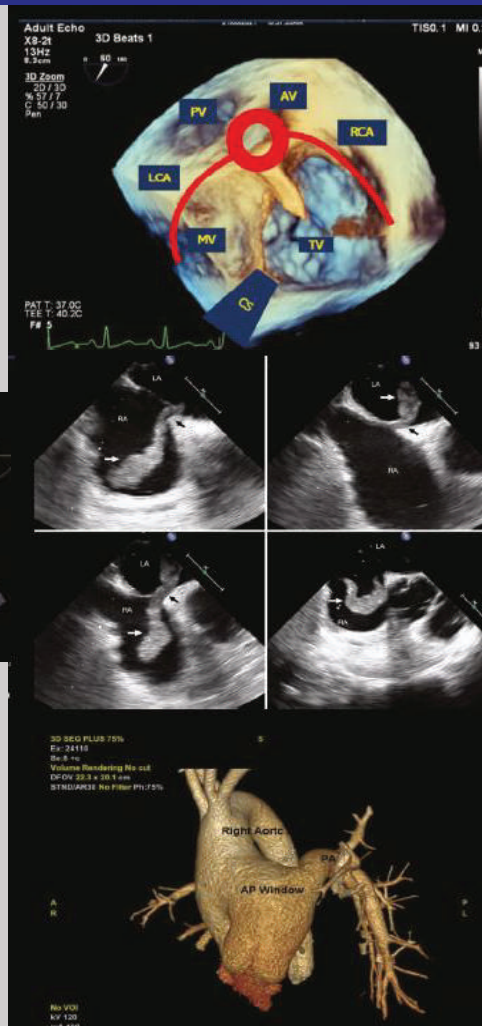
Journal of The Indian Academy of Echocardiography & Cardiovascular Imaging

Unique platform for publishing in cardiac imaging

All manuscripts related to non-invasive cardiac imaging such as echocardiography, nuclear cardiac imaging, computed tomography and cardiac magnetic resonance imaging are welcome.

- **Online submission**
- **Rapid peer-review:** First decision within 4-6 weeks
- **Fast publication:** All accepted articles published 'ahead of print'

- **Wide reach:** More than 30000 views/downloads every month
- **Included in DOAJ:** One of the only few databases recognized by National Medical Council, India



- **Credibility:** Editorial board comprising of world-leaders in the field of cardiac imaging
- **Ethics:** Follows COPE, ICMJE guidelines, committed to ensuring highest standards of ethical behavior at all stages of the publication process

What we publish?

- Expert documents, guidelines
- Original research
- Case reports
- Interesting images
- Contemporary reviews
- How-to-do articles and much more.....

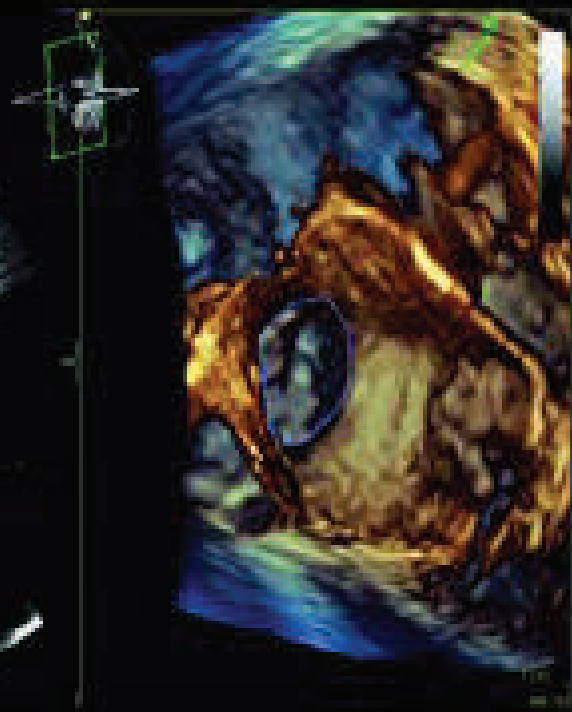
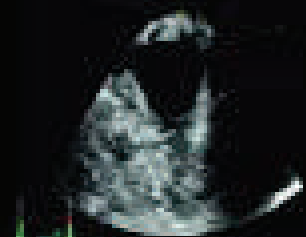
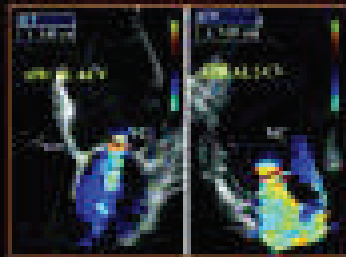


Visit
www.jiaecho.org

for accessing all the content, ahead-of-print articles and for manuscript submission



Textbook of Echocardiography



Editors-in-Chief
V Amuthan • Satish K Parashar

An Official Publication of

Foreword
Navin C Nanda



INTERNATIONAL PARTNERS



STATE PARTNERS



See You In

HYDERABAD

For

ECHO INDIA 2022

